

BYD



BYD DOLPHIN

BYD DOLPHIN Specification

● Standard ○ Optional — Not Available

Exterior	Active	Boost	Comfort	Design
Metallic paint ¹	●	●	●	●
LED headlights, automatic on/off	●	●	●	●
LED daytime running lights	●	●	●	●
Follow me home (The headlights turned on in advance/delayed off function)	●	●	●	●
High Beam Assist (HMA)	●	●	●	●
Exterior mirror footlights	●	●	●	●
LED taillights	●	●	●	●
Rear fog lights	●	●	●	●
Panoramic roof	—	—	—	●
17" Tri-colour alloy wheels ²	—	—	—	●
17" Bi-colour alloy wheels ²	—	●	●	●
16" Bi-colour alloy wheels	●	—	—	—
Exterior mirrors, electrically adjustable, manually folding, heated	●	●	—	—
Exterior mirrors, electrically adjustable, electrically folding, heated	—	—	●	●
Rear windows and rear windscreen, privacy glass	—	—	—	●

1. Metallic paint is equipped as standard for all exterior colours except Cream white

2. Skiing white + Urban grey is equipped with bi-colour alloy wheels

Interior	Active	Boost	Comfort	Design
Vegan leather, multi-function steering wheel	●	●	●	●
Upholstery, black and grey vegan leather	●	●	●	●
Driver seat, electrically adjustable, 6 ways	●	●	●	●
Driver seat, heated	—	—	●	●
Front passenger seat, electrically adjustable, 4 ways	●	●	●	●
Front passenger seat, heated	—	—	●	●
Split folding rear seats, 40:60	●	●	●	●
Boot light	●	●	●	●
LED front reading lights	●	●	●	●
LED rear reading lights	●	●	●	●
4 x One-click lift window, anti-pinch	—	—	●	●
Driver side window, one-click lift and anti-pinch	●	●	—	—
Front seat sun visors with illuminated mirror	●	●	●	●
Boot parcel shelf	●	●	●	●
12V power output	●	●	●	●
Front centre armrest, 2 cupholders	●	●	●	●
PM2.5 filter	●	●	●	●

Communications and In-Car Entertainment	Active	Boost	Comfort	Design
5" TFT full LCD instrument panel	●	●	●	●
12.8" Electrically rotatable touchscreen	●	●	●	●
DAB+ & FM	●	●	●	●
Audio system, 6 speakers, sound optimized	—	—	●	●
Audio system, 6 speakers	●	●	—	—
Navigation ³	●	●	●	●
Intelligent voice control - "Hi, BYD"	●	●	●	●
Onboard 4G connectivity ⁴	●	●	●	●
Cloud service - BYD APP ⁴	●	●	●	●
Front USB ports, 1 x 18W Type C, 1 x 60W Type C	●	●	●	●
Rear USB ports, 1 x 18W Type C, 1 x 60W Type C	—	—	●	●
Rear USB ports, 2 x 18W Type C	●	●	—	—
Smartphone wireless charging	—	—	—	●
Android Auto™ & Apple CarPlay ⁵	●	●	●	●

3. The Navigation system includes a 3-year free-trial subscription, initial activation of the Navigation service will be implemented when first using the app for live navigation services. The Navigation system is not available in all languages or countries. Please contact your local dealers for updates to check language and country availability.

4. 10 years free cloud service from first activation, 1.0GB entertainment data per month for free in first 2 years from first activation.

5. Apple CarPlay is a trademark of Apple Inc., registered in the U.S. and other countries. Please check Apple CarPlay's available regions at www.apple.com/ios/feature-availability/#apple-carplay.

Android and Android Auto are trademarks of Google LLC. Please check Android Auto's available regions at g.co/androidauto/requirements.

To wirelessly use Android Auto on your car display, you need a compatible Android smartphone with an active data plan. You can check which smartphones are compatible at g.co/androidauto/requirements.

To use Android Auto on your car display, you'll need an Android phone running Android 8 or higher, an active data plan, and the Android Auto app.

Safety	Active	Boost	Comfort	Design
Driver's airbag	●	●	●	●
Front passenger's airbag, deactivation switch	●	●	●	●
Front centre airbag	●	●	●	●
Front side airbags	●	●	●	●
Side curtain airbags	●	●	●	●
Pre-tensioned & force limiter front seat belts	●	●	●	●
ISOFIX and i-Size, front passenger and outer rear seats	●	●	●	●
Tyre Pressure Monitoring System (TPMS)	●	●	●	●
Child Presence Detection (CPD)	●	●	●	●
Mechanical child safety lock	●	●	●	●
Emergency call	●	●	●	●

Driving Assistance	Active	Boost	Comfort	Design
Front parking radars	—	—	●	●
Rear parking radars	●	●	●	●
360° view camera	●	●	●	●
Indirect Driver Fatigue Management (DFM)	●	●	●	●
Intelligent Power Brake (IPB)	●	●	●	●
Adaptive Cruise Control (ACC) & Intelligent Cruise Control (ICC)	●	●	●	●
Front Cross Traffic Alert (FCTA) & Front Cross Traffic Brake (FCTB)	●	●	●	●
Rear Cross Traffic Alert (RCTA) & Rear Cross Traffic Brake (RCTB)	●	●	●	●
Blind Spot Detection (BSD)	●	●	●	●
Emergency Lane Keeping Assist (ELKA)	●	●	●	●
Electric Parking Brake (EPB)	●	●	●	●
Automatic Emergency Braking (AEB)	●	●	●	●
Intelligent Speed Limit Control (ISLC)	●	●	●	●
Lane Departure Warning (LDW)	●	●	●	●
Lane Departure Prevention (LDP)	●	●	●	●
Traffic Sign Recognition (TSR)	●	●	●	●
Predictive Collision Warning (PCW)	●	●	●	●
Door Opening Warning (DOW)	●	●	●	●
Auto Hold	●	●	●	●
Traction Control System (TCS)	●	●	●	●
Electronic Brake Distribution (EBD)	●	●	●	●
Comfort Stop (CST)	●	●	●	●

Convenience & Efficiency	Active	Boost	Comfort	Design
Vehicle-to-Load (V2L) function	●	●	●	●
Driving modes: Eco, Normal, Sport, Snow	●	●	●	●
2 x Smart key & 1 x NFC key	●	●	●	●
Keyless entry & keyless start	●	●	●	●
Heat pump	●	●	●	●
11kW On-Board Charger (OBC)	—	●	●	●
7kW On-Board Charger (OBC)	●	—	—	—

Paint Colours	Active	Boost	Comfort	Design
Atlantis grey + Jet black	—	—	—	●
Surfing blue + Urban grey	—	—	—	●
Coral pink + Urban grey	—	—	—	●
Skiing white + Urban grey	—	—	—	●



Atlantis grey + Jet black



Surfing blue + Urban grey



Coral pink + Urban grey



Skiing white + Urban grey

Paint Colours


	Active	Boost	Comfort	Design
Urban grey	●	●	●	—
Cream white	●	●	●	—
Coral pink	—	—	●	—
Amethyst purple	—	—	●	—
Skiing white	●	●	●	—
Jet black	●	●	●	—




Urban grey



Cream white



Coral pink



Amethyst purple



Skiing white



Jet black

Interior Colour Options

	Active	Boost	Comfort	Design
Black and grey	●	●	●	●



Black and grey

Technical Data

Battery	Active	Boost	Comfort	Design
Battery type	BYD Blade Battery (LFP)			
Battery capacity (kWh)	44.9	44.9	60.4	60.4
Nominal voltage (V)	332.8	332.8	403.2	403.2

WLTP Range and Consumption ^{6,7}	Active	Boost	Comfort	Design
Electric range - combined (km)	340	315	427	427
Electric range - city (km)	497	440	559	559
Consumption - combined (kWh/100km)	15.2	15.8	15.9	15.9
Consumption - city (kWh/100km)	10.4	11.7	12.0	12.0
CO ₂ Emissions - combined (g/km)	0			

Charging ⁸	Active	Boost	Comfort	Design
Charging port	CCS2			
Max. AC charging power	7kW	11kW	11kW	11kW
AC charging time (7kW 1-phase) 0-100%	7 h 18 min	-	-	-
AC charging time (11kW 3-phase) 0-100% ⁹	-	5 h	6 h 12 min	6 h 12 min
Max. DC charging power	65kW	65kW	88kW	88kW
DC charging time SOC 10%-80%	38 min	38 min	40 min	40 min
DC charging time SOC 30%-80%	28 min	28 min	29 min	29 min

6. Power consumption is calculated in accordance with Regulation (EU) 2017-1151.

7. The WLTP range and consumption values are obtained under standard EU test conditions, according to the uniform provisions concerning the approval of motor vehicles with regard to the emissions based on the new World Harmonized Light Vehicle Test Procedure (WLTP). The actual range and energy consumption figures may vary due to a number of factors such as weather conditions, traffic situation, vehicle load and driving behaviours.


8. Charging times and charging speed may vary due to different factors such as battery temperature, specs of charging infrastructure, state of charge. A CCS2 DC charger with the output higher than 100kW and the voltage higher than 500V, as well as the suitable ambient temperature (25°C) are required to achieve the maximum charging speed.

9. The AC charging power of Boost can up to 11kW while the actual charging power might be limited at low SOC.

Driving Performance	Active	Boost	Comfort	Design
Electric motor type	Permanent Magnet Synchronous Motor			
Drive type	FWD			
Max. power (kW)	70	130	150	150
Max. torque (N•m)	180	260	310	310
Acceleration 0-100km/h (s)	12.3	7.5	7.0	7.0
Top speed (km/h)	150	160	160	160
Front suspension	MacPherson			
Rear suspension	Torsion beam	Multi-link	Multi-link	Multi-link
Brakes	Front Ventilated disc brakes Rear disc brakes			

Vehicle Weight & Capacity	Active	Boost	Comfort	Design
Kerb weight (kg)	1506	1568	1658	1658
Gross vehicle weight (kg)	1916	1978	2068	2068
Max. front axle load (kg)	1010	1020	1039	1039
Max. rear axle load (kg)	990	1020	1090	1090
Min. turning radius (m)	5.25			
Boot volume - seats up/down (L)	345/1310			

Dimensions (mm)	Active	Boost	Comfort	Design
Length	4290			
Width	1770			
Width with extended exterior mirror	2012			
Height	1570			
Wheelbase	2700			
Front track	1530			
Rear track	1530			



BYD DOLPHIN

BYD Europe B.V.

Scorpius 90-110, 2132 LR Hoofddorp, Netherlands
www.byd.com